

Lampard Community School

Pupil Premium Data Publication 2016-17 academic year

Overview of the school

Number of pupils and pupil premium grant (PPG) received	
Total number of pupils on roll	121
Number of pupils benefitting from PPG	13 Primary 45 Secondary 1 Service 13 CiC/Adopted 72 total
Total amount of PPG received (£)	£86,135

Overview of main barriers to educational achievement for disadvantaged pupils

All of our pupils have statements or EHCPs and a wide range of complex learning difficulties which are all barriers to learning.

Summary of how PPG was spent in 2015/16 academic year

Amount Received: **£79,750**

How it was spent :

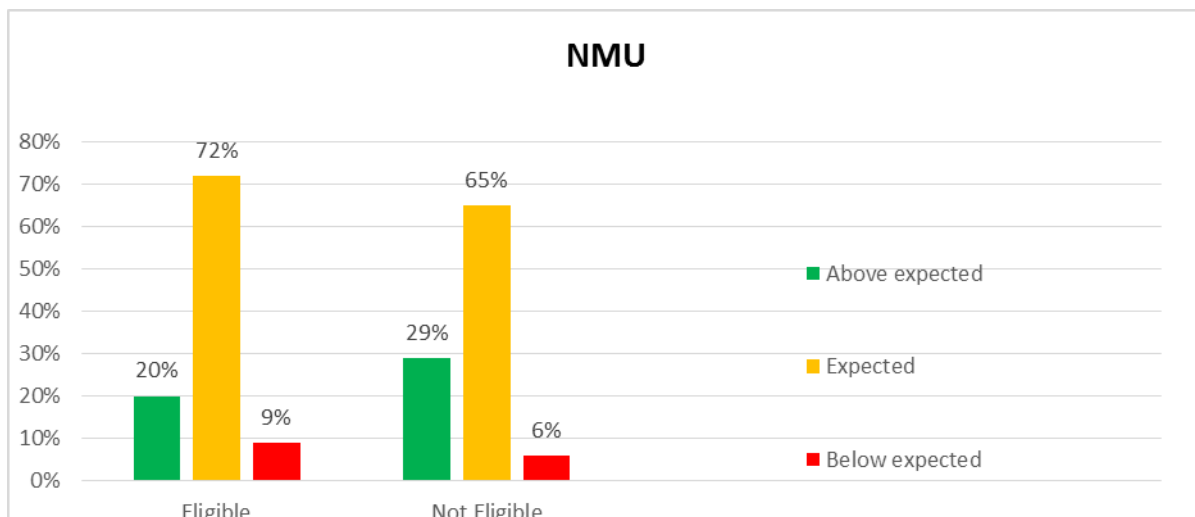
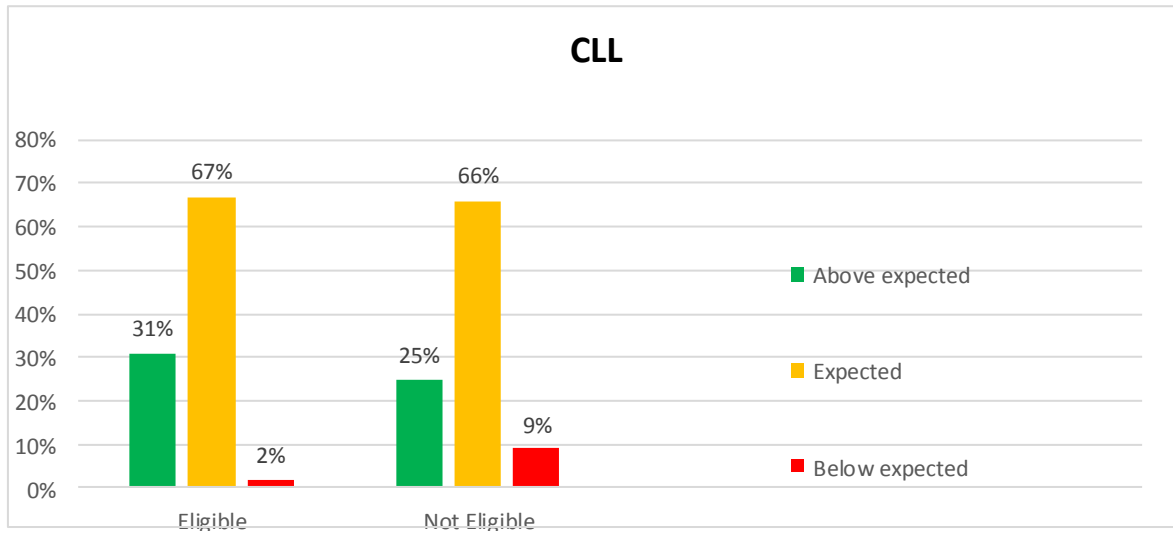
- Time for Deputy Headteacher, Phase Leaders and Pastoral Care Leader to organise and monitor Wave 2 programmes to ensure they are targeted appropriately and accurately monitored [6 days each per term].
- Staffing element - HLTAs, Senior TAs and TAs to plan, deliver, assess and record impact for Wave 2 intervention programmes [6 hours per week for – 1x Student Needs Co-ordinator, 3x HLTAs, 8 x STAs and 4x TAs.
- In-house training/twilights for TAs and Senior TAs to increase capacity in the above areas
- 1 Senior TA and 2 TAs trained in Counting to Calculating [£1170 plus travel]
- 3 additional staff trained in Additive Reasoning – to be delivered 2016-17 [£570]
- Contribution towards residentials

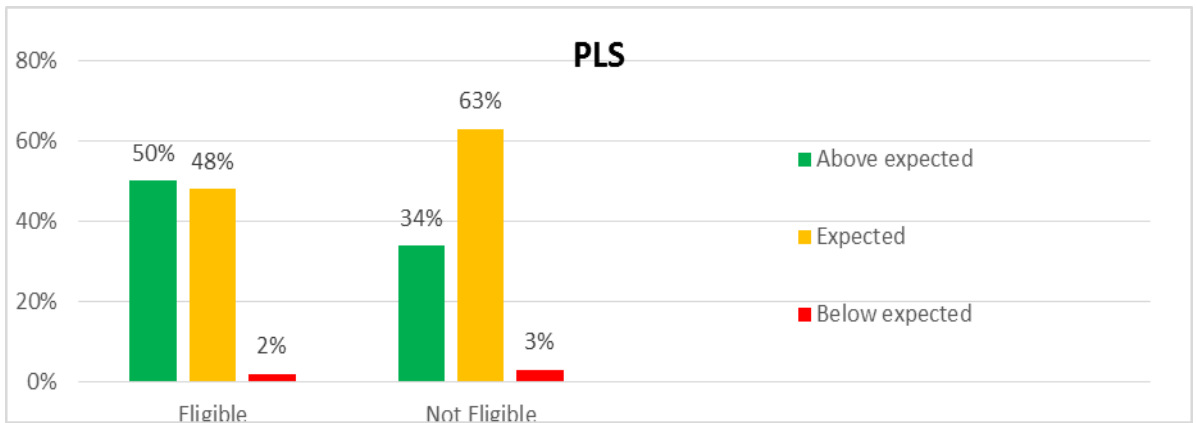
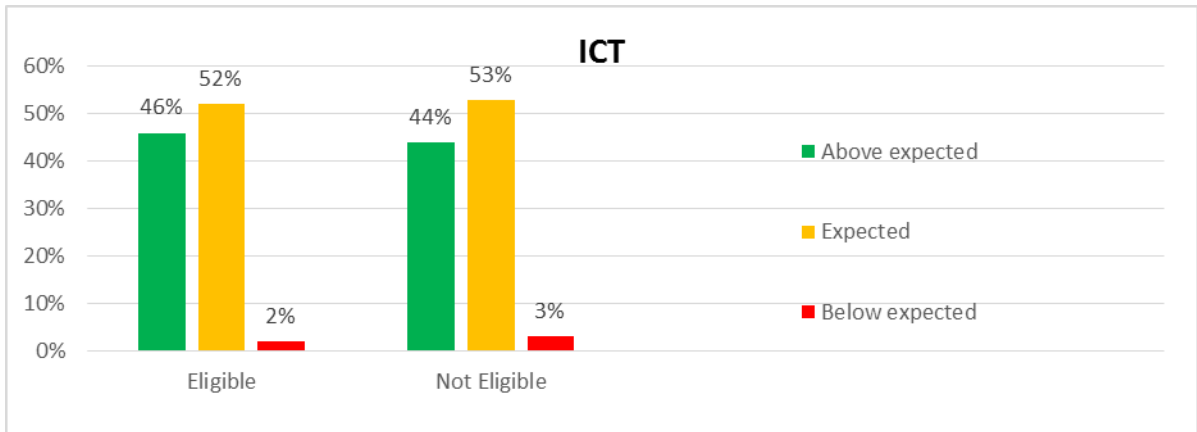
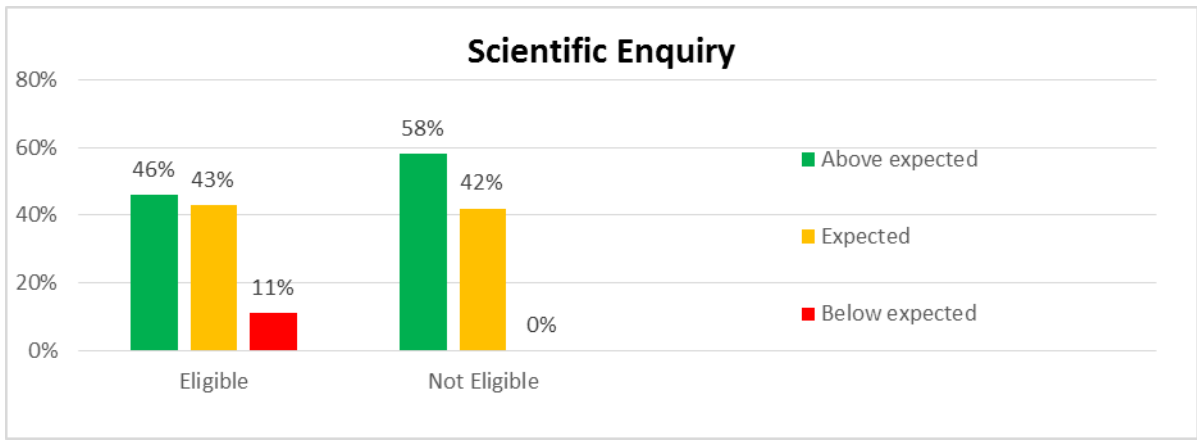
How the impact of Pupil Premium will be measured:

As part of the QA processes we analyse attainment and behaviour data by a range of vulnerable groups including those eligible for Pupil Premium. See outcomes in table below.

Outcomes to date 2015-16 academic year:

Comparison of progress of students in KS1, 2 &3 eligible for Pupil Premium against those that are not.





In all core curriculum areas the vast majority of students eligible for pupil premium achieved above expected or expected progress (CLL 98%, NMU 92% , Science 89%, ICT 98% and Personal & Social Skills (PLS) 98),

A proportion of students exceeded their expected levels of progress Science 46%, ICT 46%and PLS 50%.

At Lampard Community School, the gap in attainment between between pupil premium and non-pupil premium students has been close and progress of students eligible for pupil premium is now in line with those not eligible.

Objectives in spending PPG for 2016-17 academic year to address the barriers to educational achievement:

Pupil premium funding is reviewed each year and targeted based on our knowledge of individual student needs and the impact strategies have had on the standard of learning in previous years. Following a review of PPG for 2015-16 the table below lists objectives in spending PPG for 2016-17.

Increase capacity for delivery of Wave 2 phonics and numeracy intervention

Increase the range and capacity of Wave 2 programmes to support social and emotional development

Increase the range and capacity for Wave 2 programmes to support language and social communication development

Increase the range and capacity of Wave 2 programmes to support sensory and physical development

Enable students to participate fully in residential educational visits

Support pupil premium students in Science and Numeracy to reduce number of students making less than expected progress

Support students in LA care to enable more to make above expected progress in more subjects.

Next Pupil Premium Strategy review date:

April 2017 for September 2017 implementation